


Name: _____ Date: _____

Nonfiction Notepads


Directions: Taking notes can help you remember what you read.
Use the notepads to take notes about a nonfiction book you are reading.



A spiral-bound notepad with a pencil tucked into the top right corner. It has two sets of horizontal lines for writing. The first set is preceded by the label "Title:" and the second set by "Author:".

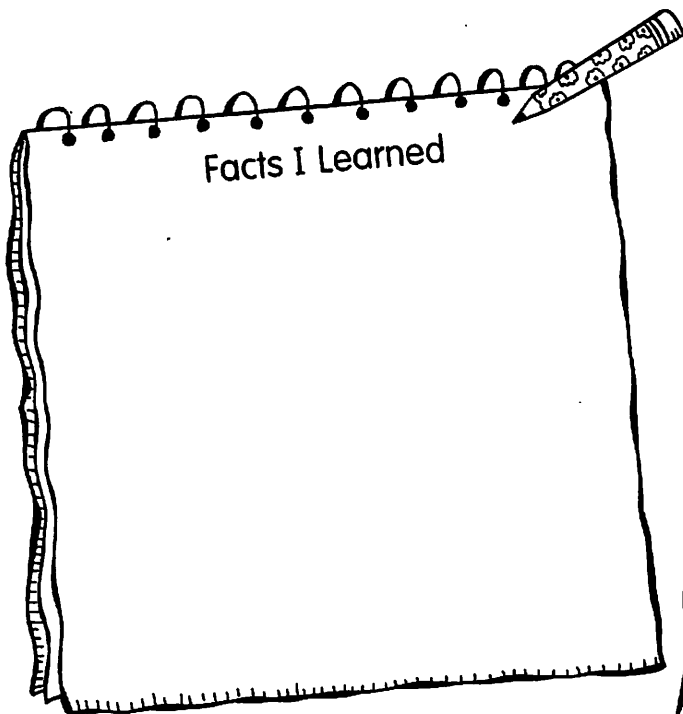
Title: _____

Author: _____



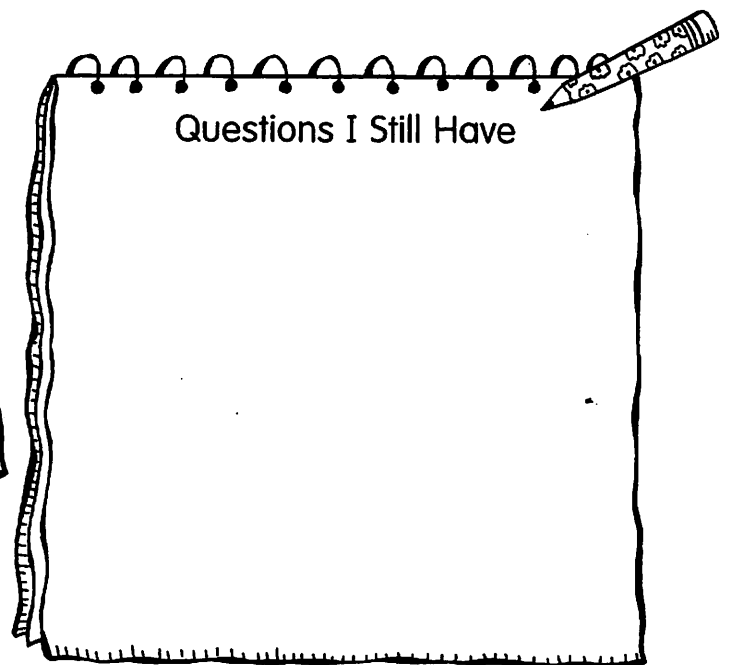
A spiral-bound notepad with a pencil tucked into the top right corner. The title "Important Words to Know" is written at the top.

Important Words to Know



A spiral-bound notepad with a pencil tucked into the top right corner. The title "Facts I Learned" is written at the top.

Facts I Learned



A spiral-bound notepad with a pencil tucked into the top right corner. The title "Questions I Still Have" is written at the top.

Questions I Still Have

Name: _____ Date: _____

Five-Finger Facts

Directions: What did you learn from your book? Write a fact on each finger.

Fact 1: _____

Fact 2: _____

Fact 3: _____

Fact 4: _____

Fact 5: _____

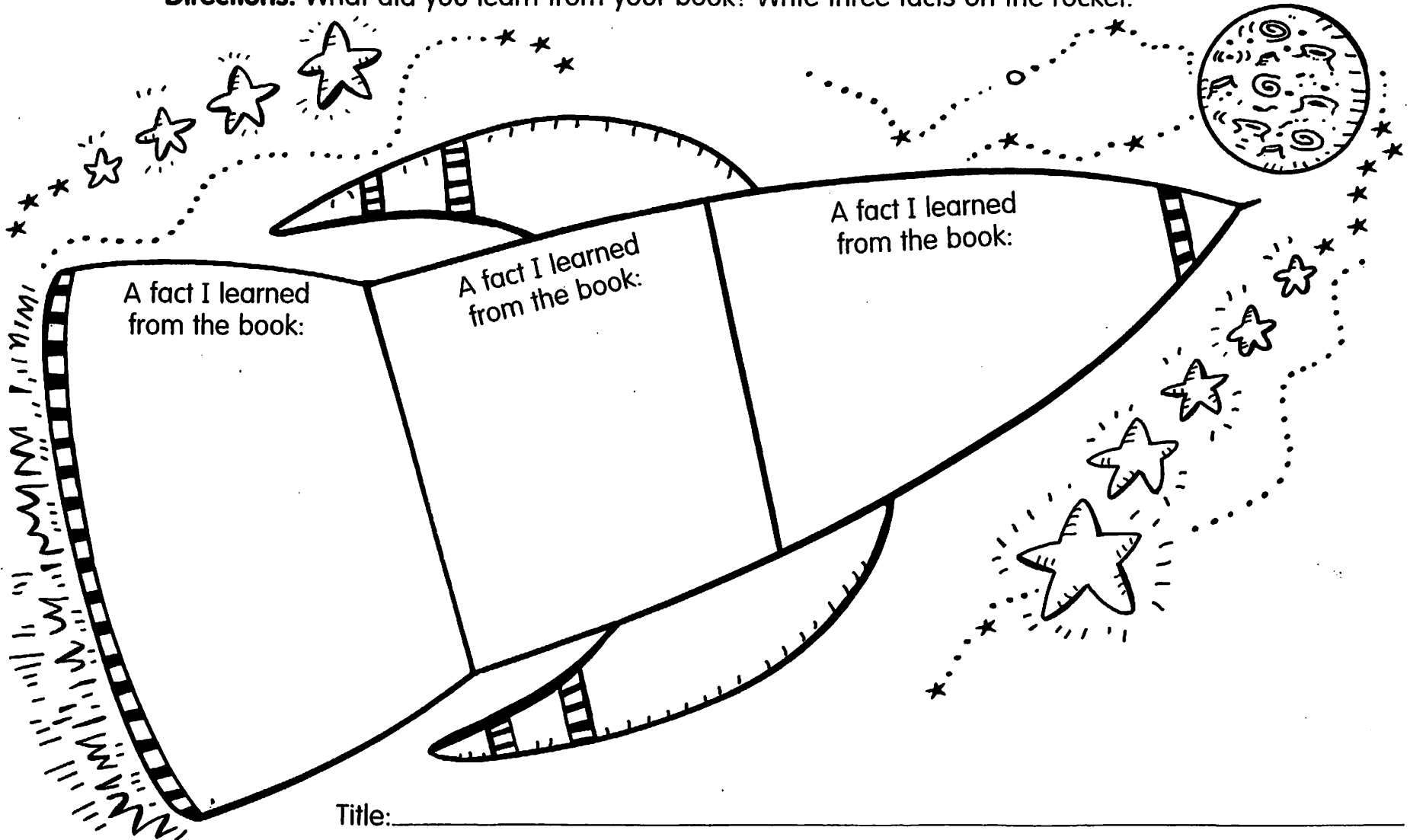
Title: _____

Author: _____

Name: _____ Date: _____

Blast Off With Nonfiction!

Directions: What did you learn from your book? Write three facts on the rocket.



Title: _____

Author: _____