



Classroom Teacher
Communication Guide
for the
Leveled Literacy
Intervention
Green System



A reference of the
phonics, comprehension & writing skills
taught on each level

115

115



Leveled Literacy Intervention


Green A: DRA A-1

Phonics/Word Work

- Match/sort pictures by initial/final sound
- Match/sort pictures by end rhyme
- Make a few easy CVC words
- Make a few easy high frequency words (it, is, in, we, me, to, the)


Comprehension


- Retell a story
- Make predictions based on pictures
- Make predictions based on beginning and end of story.



Writing

- Model using adequate spacing between words
- Use an uppercase case letter to start the sentence





Leveled Literacy Intervention

Green B: DRA 2


Phonics/Word

Work

- Match beginning consonant sounds to letters
- Make a few high frequency words (I, am, at ,the)
- Identify short vowels and connect them to the middle of a word


Comprehension


- Make predictions based on story pictures
- Revise predictions based on the beginning and middle of a story
- Retell a story



Writing

- Write with good spacing, use capital letter at beginning of sentence
- Compose two or three sentences about a topic





Leveled Literacy Intervention


Green C: DRA 3-4

Phonics/Word Work

- Look for patterns in words, recognize them, and use them to solve a word or make new words
- Say words slowly, listen for sounds and write letters that represent them


Comprehension

- Understand the category of information they are reading
- Recall important details while reading a text




Writing

- Write with good spacing and end punctuation.
- Compose two or three sentences about a topic




Leveled Literacy Intervention

Green D: DRA 6



Phonics/Word Work

- Recognize and use consonant clusters to solve words.
- Quickly change letters in known words to make new words.




Comprehension

- Recall and retell the important information to help understand the end of a story.
- Understand and talk about a simple sequence or events.

Writing

- Write with good spacing, start with a capital letter at the beginning of a sentence and use ending punctuation.
- Compose two or three sentences about a topic






Leveled Literacy Intervention

Green E: DRA 8

Phonics/Word Work

- Recognize and use consonant clusters to solve words.
- Quickly change letters in known words to make new words.





Comprehension

- Recall and retell the important information to help in the understanding the end of a story.
- Understand and talk about a simple sequence or events.

Writing

- Write with good spacing, a capital letter at the beginning of a sentence and use end punctuation.
- Compose two or three sentences about a topic






Leveled Literacy Intervention

Green F: DRA 10

Phonics/Word Work

- Recognize and use consonant clusters sm, sl, st, sk, tr, gr, br, fr, cl, fl, bl, gl, pl
- Add -ing to the end of words





Comprehension

- Use prior knowledge to help understand the story.
- Understand and talk about a simple sequence or events
- Recognize the problem and solution as well as character's motives

Writing

- Write letters that represent most sounds
- Compose two or three sentences about a topic
- Focus on word endings in the past tense
- Retelling a story from beginning to end with problem and solution





Leveled Literacy Intervention

Green G: DRA 12

Phonics/Word Work



- Read beginning digraphs sh, ch, th, wh sounds in words
- Find patterns in words to help read unknown words
- Compound words
- R controlled blends gr, cr
- Sounds of ou and ow


Comprehension

- Use prior knowledge to make connections between traditional tales and new texts
- Understand the problem and solution in a story
- Make predictions
- Sequencing of events in a nonfiction text

Writing

- Compose two or three sentences to retell a story
- Construct sentences that identify key details in nonfiction
- Write about a problem and a solution





Leveled Literacy Intervention

Green H: DRA 14

Phonics/Word Work

- Break down a longer word into syllables
- Use context to derive new meaning of words
- Adding endings to words -ing, -s,
- 3 sounds of -ed
- Ending digraphs -ch, -sh, -th, -tch


Comprehension


- Show empathy for characters
- Interpret and talk about causes for feeling, motives or actions
- Identify the problem and solution in a story



Writing

- Draw and label diagrams
- Use appropriate punctuation for quotes, exclamation marks and commas
- Write about a problem and solution
- Compose two or three sentences to compare & contrast characters






Leveled Literacy Intervention

Green I: DRA 16

Phonics/Word Work

- Vowel pairs ea, ai, oa
- R controlled vowels or, ir, ur
- Add -es, -ed, -ing, -s to the end of a word



Comprehension

- Recognize and make connections between books in a series
- Understand the main idea in a book
- Read a nonfiction book for information

Writing

- Read and write word using vowel patterns
- Notice how words look and write them conventionally
- Use letter boxes to learn how words look






Leveled Literacy Intervention

Green J: DRA 18

Phonics/Word Work

- Use what you know about words to solve unknown words
- Word families -ack, -ick, -ight,



Comprehension

- Infer character traits
- Compare and contrast two different subject areas
- Understand the lesson of a story
- Read nonfiction books for information

Writing

- Compose two or three sentences about a topic
- Write with good spacing and punctuation
- Use letter boxes to help write words with conventional spelling

